



Launch of the e-learning platform for the Customs Declaration System (CDS)

The UPU's Postal Technology Centre (PTC) is pleased to announce the availability of an e-learning platform for the training of postal operational staff.

This new e-learning platform will provide a more immersive end-user training for the UPU's IT products and services. The goal is to complement the deployment missions, workshops and remote training sessions conducted by UPU Experts.

Available now on the platform are courses on Electronic Advance Data capture (EAD) using the UPU's Customs Declaration System (CDS), sponsored by the Quality of Service Fund (QSF) Common Fund.

The online platform is accessible at this link:

<https://training.ptc.post> (or <https://formation.ptc.post>)

To login to the platform for the first time, simply create a new account using the links on the front page. A valid email address will be required to access the site.

For further information, refer to the Frequently Asked Questions (FAQs) and Presentation, E-learning for Electronic Advance Data capture with CDS, annexed to this message.

The Telematics Cooperative (TC), through the PTC, remains committed to supporting the Capacity building and Postal Knowledge transfer initiatives of the UPU under the TC Activity Plan 2021-2024 of the next Congress Cycle.

Lati Matata
Director, Postal Technology Centre

Annex 1: Frequently Asked Questions for the PTC e-learning platform

Annex 2: Presentation, E-learning for Electronic Advance Data capture with CDS

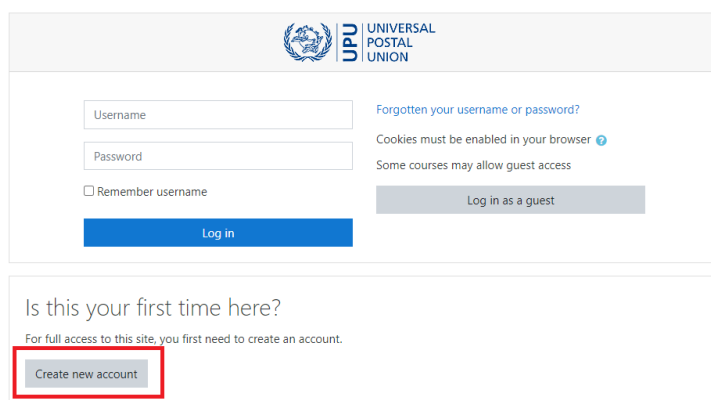
Annex 1: Frequency asked questions (FAQs) – PTC e-learning platform

1) Is this platform a replacement for the UPU's TrainPost platform?

No. The TrainPost platform remains the official UPU postal training platform. The PTC e-learning platform is dedicated to technical training on the UPU IT tools.

2) How do I register to access the platform?

If you are a first time user, use the 'Create new account' button. A valid email address is required to complete the registration steps.



UNIVERSAL POSTAL UNION

Username [Forgotten your username or password?](#)

Password [Cookies must be enabled in your browser](#)

Remember username [Some courses may allow guest access](#)

[Log in as a guest](#)

[Log in](#)

Is this your first time here?

For full access to this site, you first need to create an account.

[Create new account](#)

3) Can I (re)use the access credentials I already have for the UPU website?

No. This e-learning platform is dedicated to UPU member postal operational staff who usually do not access any private content of the UPU website. You will need to create a new account (connected to your email address) to access the course material.

4) What tools do I need to access the platform?

A modern browser and stable internet access are all you need to access the platform. The course content can be viewed on any device (desktop, tablet or mobile phone).

In addition, for offline access on your mobile device, you can download the free mobile App client provided by the platform. *(Note: The PTC does not offer nor support this mobile App client at this time)*



5) How do I enroll and take a Course on the platform?

Follow the steps in Annex 2: Presentation, E-learning for Electronic Advance Data capture with CDS

Annex 2: Presentation, E-learning for Electronic Advance Data capture with CDS



UPU | UNIVERSAL
POSTAL
UNION


DPTC

Customs Declaration System
(CDS)

E-Learning for Electronic
Advance Data capture



Register and login onto the platform training.ptc.post (or formation.ptc.post)

 UNIVERSAL
POSTAL
UNION

2

Remember username

[Forgotten](#) your username or password?

Cookies must be enabled in your browser [?](#)

Some courses may allow guest access

1

Is this your first time here?

For full access to this site, you first need to create an account.



View, select and Enroll into the Course of your choice

The screenshot displays the UPU Training platform interface. On the left is a sidebar menu with the following items: Dashboard, Courses catalogue (highlighted with a red box and a red circle containing the number 3), Calendar, Private files, Content bank, and Site administration. The main content area features a header with the UPU logo and 'UPU Training English (en)' (highlighted with a red box and a red circle containing the number 4). Below the header is a 'COURSES CATALOGUE' section with a descriptive paragraph and a 'Courses' list. The list is expanded to show 'IT solutions' and 'Customs Services'. A red box highlights the following courses: CDS01_CDS - Manual data capture, CDS02_Introduction to CDS Kiosk, CDS03_CDS Mobile app, CDS07_CDS - CSV file import (local installations only), and CDS08_CDS - Minimum configuration (ITMATT). A red circle containing the number 5 is placed next to the 'IT solutions' category. Below the list is a 'Collapse all' link. At the bottom of the main content area, there is a text block: 'Welcome to the Universal Postal Union's e... It is a free and virtual space with online courses and training mat... Training is an ideal platform to reinforce your knowledge on top postal world. All courses are prepared by UPU experts. Visit the different categories in our [catalogue](#) to choose your ne...'. The word 'catalogue' is highlighted with a red box.



At the end of the Course, take the Quiz

Lesson 1: Manual data capture

How to capture declaration data in CDS Web

6

Video (7m24s)



Quiz



Creating a declaration in CDS interfaces (Web, Kiosk, Mobile)



This quiz covers the concepts presented in the following courses:

1. CDS - [Manual data capture \(present course\)](#)
2. CDS - [Kiosk](#)
3. CDS - [Mobile](#) (using the app video)




7

If you have taken the quiz after viewing any of the other 2 videos mentioned and passed, you do not need to take the quiz again; otherwise, take the quiz to find out how well you have mastered the steps in creating a declaration in various CDS interfaces.

You have 10 minutes to answer the questions.



View your Achievements, take more Courses

UPU Training English (en)   


- CDS01 _ Manual data capture
- Participants
- Badges** 8
- Lesson 1: Manual data capture
- Quiz
- Others courses on the same topic
- Dashboard
- Courses catalogue
- Calendar

CDS01 _ CDS - Manual data capture

[Dashboard](#) / [My courses](#) / [IT solutions](#) / [Customs Services](#) / [CDS01 _ Manual data capture](#) / [Badges](#)

CDS01 _ CDS - Manual data capture: Badges

Number of badges available: 1

Image	Name ^	Description	Criteria	Issued to me ^ v
	CDS Declaration Creator	CDS Declaration Creator	Users are awarded this badge when they complete the following requirement: <ul style="list-style-type: none">The following activity has to be completed:<ul style="list-style-type: none">Quiz - Creating a declaration in CDS interfaces (Web, Kiosk, Mobile)	Date: 25/08/20 ✓